

In 2010, there were 10.5 million individuals classified as working poor in the United States: people who spent at least 27 weeks in the labor force – that is, working or looking for work – but whose incomes still fell below the official poverty level.

the WORKING POOR

By Thale Dillon

THE LIKELIHOOD OF BEING

WORKING POOR IS THE HIGHEST

IN TWO DECADES

\$7.65
MONTANA MINIMUM WAGE

\$18.00
ESTIMATED LIVING WAGE

MONTANA HAS THE 12TH HIGHEST MINIMUM WAGE IN THE NATION

WHO ARE THE WORKING POOR?



The typical working poor person is a white female with a high school diploma and with family responsibilities.



ARE CONSIDERED LOW-WAGE, LOW-REWARD POSITIONS

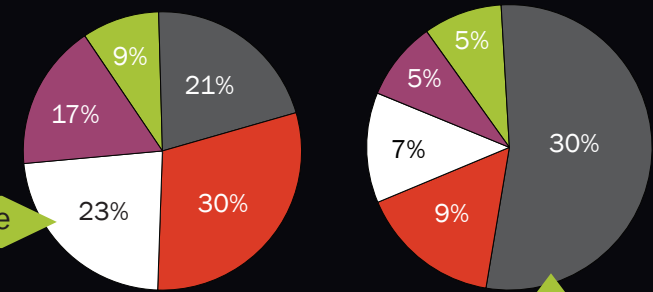
JOB'S LIKE:

- security guards
- nurses' aides
- home health care aides
- child care workers
- educational assistants
- ambulance drivers
- bank tellers
- pharmacy assistants
- etc.

HOW OLD ARE THE WORKING POOR?

- 16-24 years
- 25-34 years
- 35-44 years
- 45-54 years
- 55+ years

Montana population, broken down by age

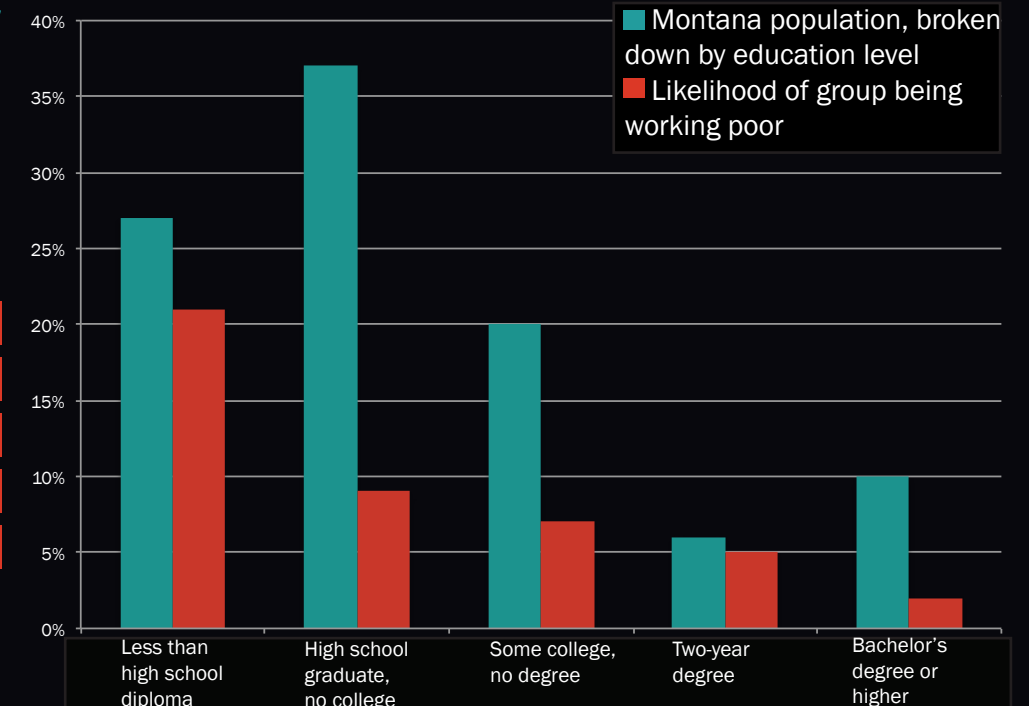


Likelihood of group being working poor

People between the ages of 20 and 24 years are the most likely to be working poor, closely followed by ages 16-19.

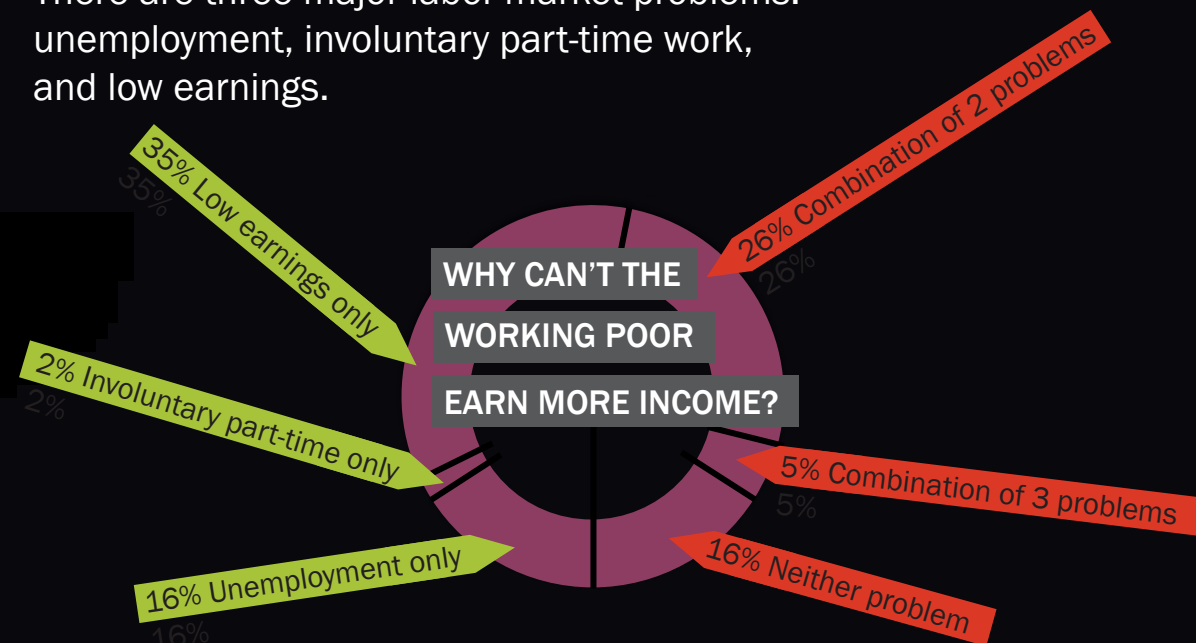
HOW EDUCATED ARE THE WORKING POOR?

THE LIKELIHOOD OF BEING WORKING POOR IS INVERSELY RELATED TO A PERSON'S LEVEL OF EDUCATION



There are three major labor-market problems: unemployment, involuntary part-time work, and low earnings.

WHY CAN'T THE WORKING POOR EARN MORE INCOME?



In MONTANA 34% of working families are LOW INCOME.

(Household income below federal poverty threshold; \$18,530 for a 3-person household in 2011. American Community Survey)

SOURCES: U.S. Census Bureau, U.S. Department of Commerce; Bureau of Labor Statistics, U.S. Department of Labor; Bureau of Business and Economic Research, The University of Montana.

Thale Dillon is the director of Montana KIDS COUNT at the Bureau.